



**ROMANSTONE®**  
INTERLOCKING PAVING STONES [romanstone.com](http://romanstone.com)

## Plaza Stone™



Classic Red\*

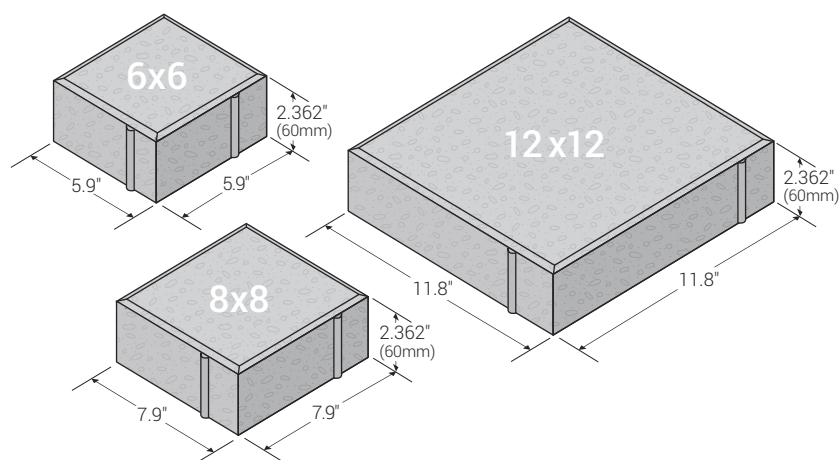
Limestone\*

Pecan\*\*

Slate\*\*

\* Available in 12x12 only.

\*\* Available in 6x6 only.



SIZE	UNITS/Sq. Ft.	Sq. Ft. PALLET /STRAP	UNITS PALLET /STRAP	WEIGHT /PALLET
5.9" x 5.9" x 2.36" (60 MM)	4.13	105/13.1	432/54	2,731 LBS
7.9" x 7.9" x 2.36" (60 MM)	2.32	129/21.6	300/50	3,420 LBS
11.8" x 11.8" x 2.36" (60MM)	1.03	120/29	120/30	3,080 LBS

The customizing possibilities of Plaza Stone™ render it one of the most desirable paving products available. Its collection of various sizes makes possible an extensive array of pattern configurations. Premium aggregates are carefully chosen creating beautifully textured pavers with distinctively vivid colorings.



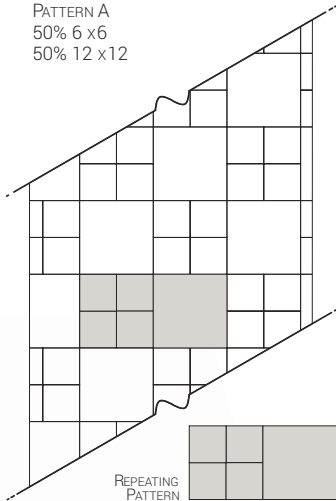
*Contrasting colors make this simple pattern really shine.*

## Specifications

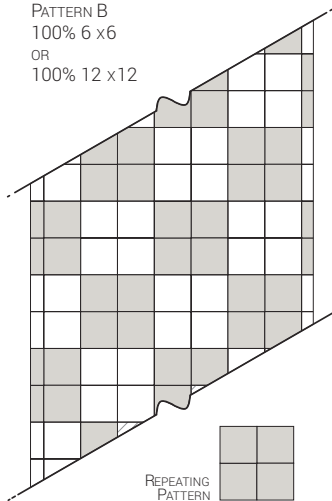
Plaza Stone™ is produced using a “no-slump” concrete mix, made under extreme pressure and high frequency vibrations. Unit pavers will meet or exceed the requirements established in the ASTM C936 (standard specification for interlocking concrete paving units). Requirements of this standard include an average compressive strength of 8,000 psi, average absorption no greater than 5%.

## Laying Patterns

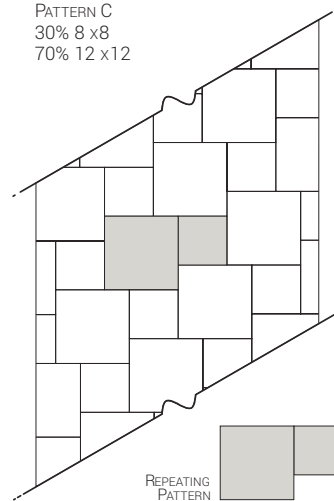
PATTERN A  
50% 6 x 6  
50% 12 x 12



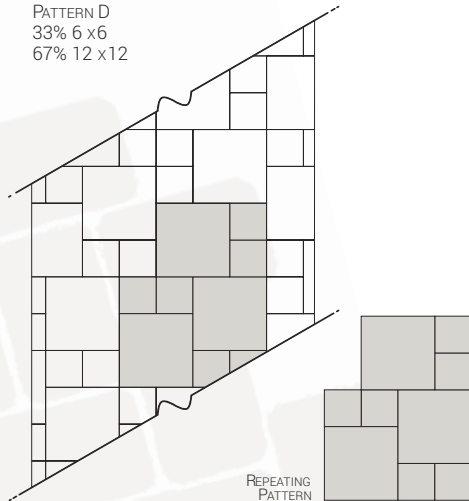
PATTERN B  
100% 6 x 6  
OR  
100% 12 x 12



PATTERN C  
30% 8 x 8  
70% 12 x 12



PATTERN D  
33% 6 x 6  
67% 12 x 12



Available at: